



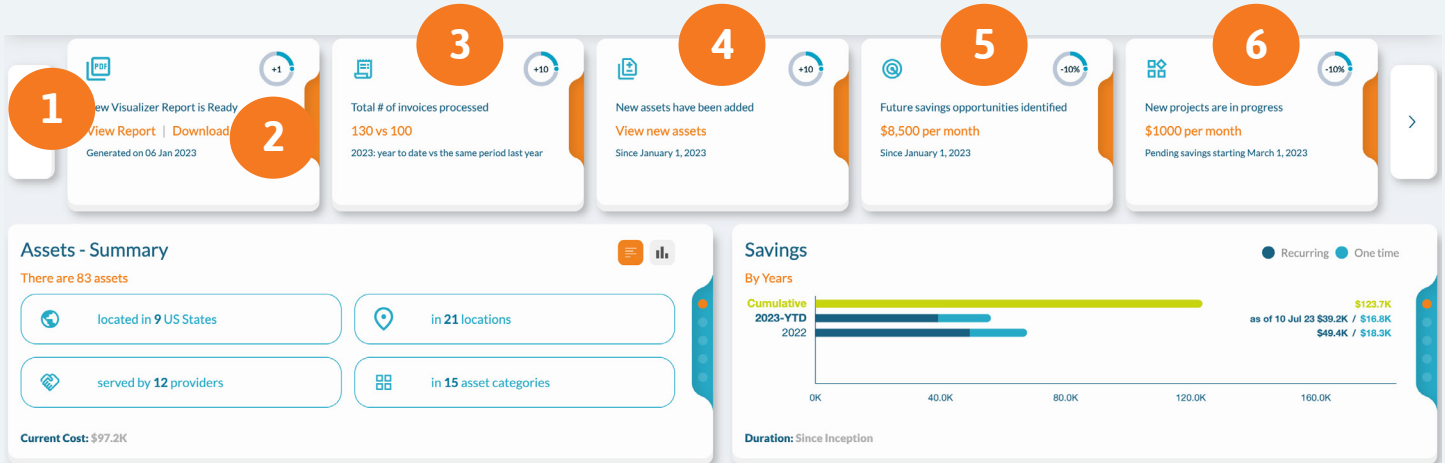
Welcome to the zLinq Customer Dashboard!

We created the zLinq Customer Dashboard with the goal of reducing costs, facilitating project management and expediting changes by helping visualize all telecom accounts, circuit IDs, phone numbers, ongoing updates, renewals and savings in one centralized portal.

The Customer Dashboard also allows multiple people within the organization to have access to the up-to-date telecom data, and allows management of multiple telecom providers through one centralized portal. This ensures accountability for completion of various projects related to telecom management



Once you have logged into you should see the following home screen:



*Please note, the dashboard view above is for a Demo account, your account likely will not have Customer Savings data available at the onset of your initial agreement, but will be added and viewable as Savings are achieved.

Widgets

Metrics Widgets across the top deliver a snapshot of important information including orders, savings, and access to the zLinq Visualizer.

To access your visualizer, you will have two options:

View Report (1) This will open the visualizer in your web browsers.

Download (2) This will download a PDF version of your visualizer that will have links on each asset that will bring you back to your dashboard asset page for that asset.

Disconnects Pending (3) – Displays how many assets you currently have an a disconnect pending status and the total monthly value of those assets.

Order – In Progress (4) Displays how many assets are currently in either disconnects - pending or order in progress status.

Services under Contract (5) Displays how many services are currently under contract, total monthly cost for those services and percentage of services under contract.

Savings – Pending Approval (6) Displays how many assets have a savings record that currently pending your approval, the annualized value of those savings and the percent towards the annualized savings.



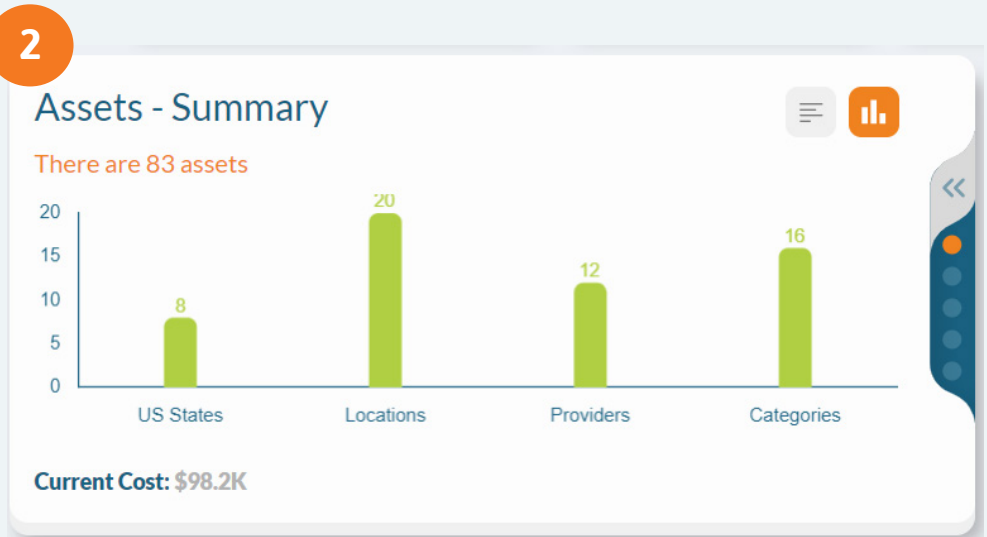


Summary Widgets provide at-a-glance views of assets by provider and category as well as savings by year and category.



Assets Summary (1) Here you will see the total # of assets in your inventory, broken down by State, # of locations, # of providers and asset categories. You will also see your total monthly spend.

This can also be displayed as a bar graph (2)



Assets Details (3) This displays your assets details broken down by your top 5 providers, and top 5 assets categories with everything being put into other.

Savings (4) This displays the savings we have achieved together over the years of our relationship broken down into Recurring and One time savings and also broken down based on the year it was achieved.

Savings (5) This displays those same savings but broken down by the category it was listed under, the annualized value of those savings and the percentage of the total savings.





Data Widgets provide granular information about assets and savings with advanced filters which can be customized based on the priorities of your business.

Showing Assets 1 - 9 of 9

Current Cost: \$98.2K Total - Selected Items (9 of 83): \$20.2K

Search

Status 4/6 States/Provinces 8/8 Locations 20/20 Providers 12/12 Asset Categories 17

Apply Columns

Number	Status	Location Name	Total Cost	Address	City	States/Provinces	Provider	Account Number
30099	Orde...	Branch 12	\$1,330.50	3777 S...	Bri...	Colorado	Verizon	4625LOG1
30047	Pend...	Branch 12	\$45.98	3777 S...	Bri...	Colorado	AT&T	7208540177
30085	Orde...	Branch 12	\$100.25	3777 S...	Bri...	Colorado	Cox	949128
30087	Proje...	Branch 14	\$65.00	9005 T...	De...	Colorado	Cox	1100107727
30025	Orde...	Branch 23	\$17,152.50	40450 ...	Gr...	Colorado	Five9	4594924
34502	Orde...	Branch 23	\$199.00	40450 ...	Gr...	Colorado	Spectrum	149658
34500	Orde...	Branch 25	\$500.00	4300 B...	Da...	Texas	Comcast	6312554
30037	Proje...	Branch 32	\$656.38	4949 E...	De...	Colorado	Zoom	2022771012
34501	Orde...	Branch 7	\$199.00	1856 N...	Se...	Washington	Spectrum	149658

Assets in the current view (1)

Current Monthly Cost of all assets (2)

Total Value of the assets in the current view (3)

Search (4)


Filters (5) You can filter by 5 different categories

Apply (6) To apply filters selected

Columns (7) You can add or remove columns as you desire

View Asset Details (8) Click the eye icon next to the inventory ID

- Status
- State
- Location
- Providers
- Asset Category





Asset Details ✕

Summary

Inventory ID 30068	Status Active	Account Owner Chandra Jones
-----------------------	------------------	--------------------------------

Location

Location Name Branch 07	Client Location 1856 Norreys Parkway, Seattle WA 98121
----------------------------	---

Service Information

Provider Comcast	Service Category TV	Service Detail Business Cable TV
Circuit ID	Network Device Name	

Contract

Contract Expiration Date 06/24/2024	Contract Information 3 Year
--	--------------------------------

Billing Details

Summary Bill	Account Number 849720220178779	Bill Cycle 12
Current Cost \$124.70	Current Taxes	Total Cost \$124.70
GL Code 14.2.12.57		

Contacts

Trouble Reporting # 888-497-3762

Notes

Details

Excel Export (9) – to download an excel export of the current view

Savings view (10) – To view all of your savings records

